

# Symbaloo

## Creating an Account and Logging In

### New users:

1. Type [www.symbaloo.com](http://www.symbaloo.com) into the web browser.
2. Click on : create a free account. (located in the top right corner)
3. Register your Symbaloo page. This is where you will enter your email address and create a password.
4. verify your email.

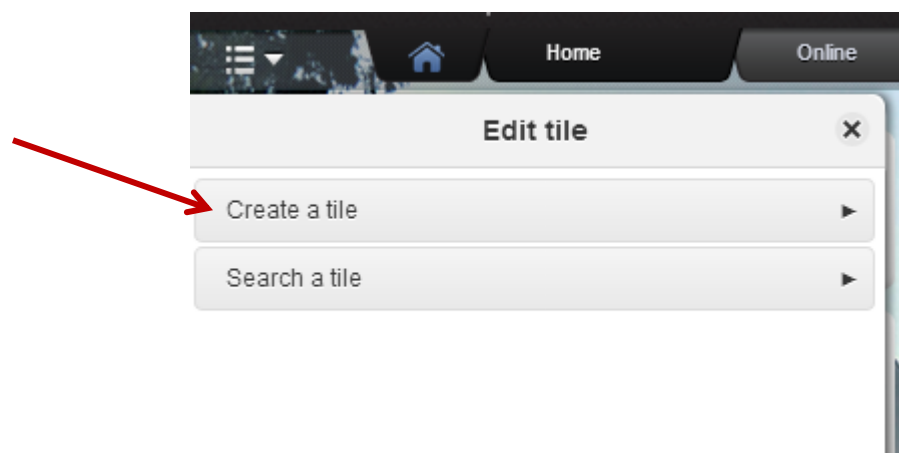
### Returning users:

1. Type [www.symbaloo.com](http://www.symbaloo.com) into the web browser.
2. Click on Login and enter your email address and your password.



## creating a Tile

1. save the web address.
2. click on a tile. It will open a window on the left.
3. choose "create a tile"



4. Paste the address in the address window.

5. Label the tile and check the show text box.

6. Chose an icon. If there is not one, you may create one. You can search online for a picture and change the color of the tile.

Edit tile

Create a tile

Add the address of the website  
http://www.pinterest.com Website

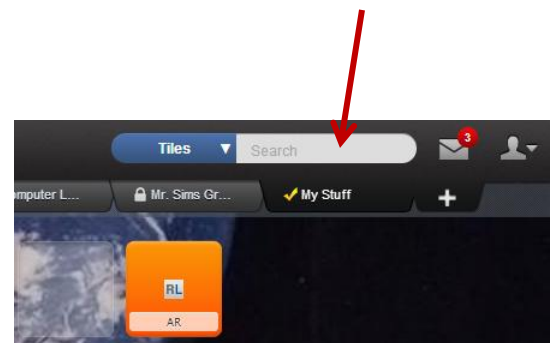
Design your tile  
Name on the tile: Pinterest  Show text?  
Textcolor: Add the color of the tile:

Choose an icon or image for the tile  
Choose icon Upload an image

Cancel Save

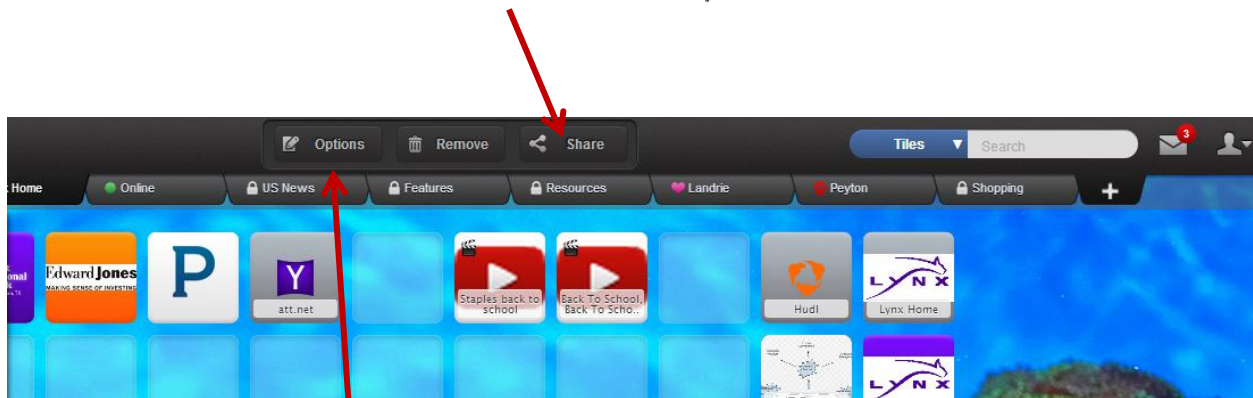
## searching for a webmix

1. Enter key words into the search webmix bar.
2. Choose a webmix to look at.
3. From here, you can add the webmix to your page or choose a tile to add to your mix.



## Locking your Page

To make sure your students can not "accidentally" delete, rename or make changes to your tiles you must SHARE your page.



## Personalizing your Page

Choose the OPTION button and you can:



- Rename this web mix
- Change the wallpaper
- Change the webmix icon
- Change the webmix size
- Make the web mix see through
- Add a new marker

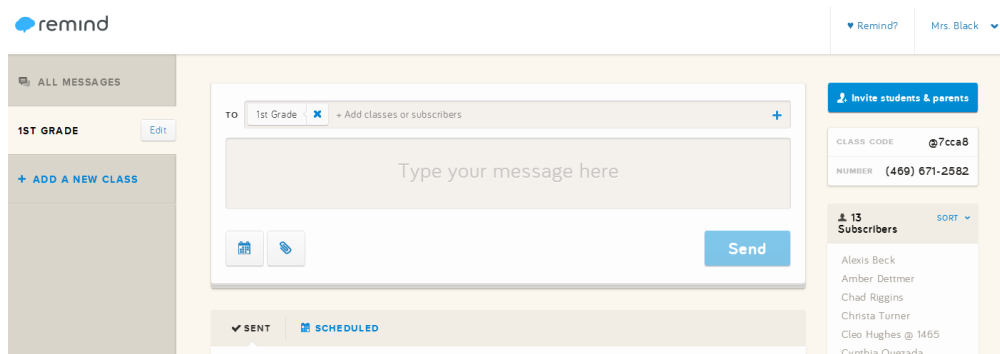
# REMind the new Remind101

[www.remind.com](http://www.remind.com)

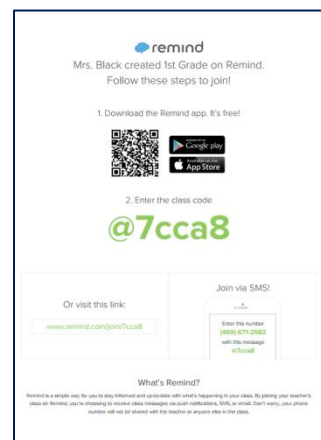
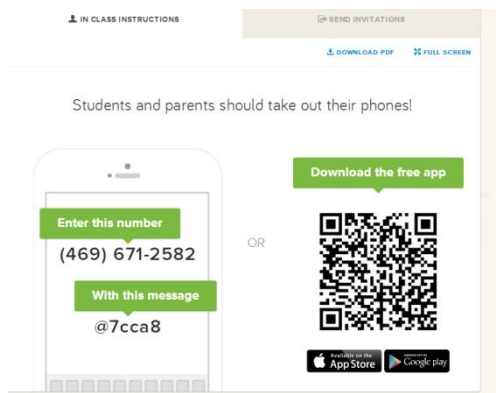
Today, we're excited to announce we are changing our name from Remind101 to Remind! We started this process as a way to simplify ourselves, but it also pushed us to reflect about our evolution as a company and why we exist. We built Remind to make it easy for teachers to connect with students and parents. Our belief is that strengthening these relationships is the most important way we can impact education.

- ✓ Easy to use!
- ✓ Reminders can be scheduled in advance.
- ✓ A way to communicate with parents.

## 1. Sign Up or Login at [www.remind.com](http://www.remind.com).



## 2. Print invites and send home to parents.



## 3. Message as needed!